

IMPORTANT!

Read the
directions on
page 2

BEFORE

**YOU
PRINT!**

Directions

1. Print out pages 2-21 onto plain, white printer paper.

Print out pages 22-37 onto heavy, thick paper. Using heavy, thick paper for these pages will prevent players from being able to see the words through the paper. If you do not have heavy, thick paper, consider placing these pages into separate page protectors and inserting several additional sheets behind each one so that the words do not show through the back. You may want to use paper of four different colors and place them *randomly* into the printer (see “Play Instructions” for an explanation of why you might want to use colored paper).

Tip: BEFORE TAPING, place each page of the wall mural (pages 6-37) into individual page protectors or laminate them if you would like to reuse this activity in the future.

2. Tape the sixteen pages of the Pictogram (pages 6-21) so that they are face up and touching each other to form a wall mural. Use page 3 as a guide for the arrangement of each page. They will form a 34” x 44” wall mural.
3. Randomly tape each of the sixteen Concentration pages (pages 22-37) **face down** over top of each of the Pictogram wall mural pages. *Tape the words so they are upside down and tape the pages at the top so that the tape forms hinges.* By taping them in this manner, you will be able to lift each card from the bottom to reveal the word on the other side and the Pictogram page that is underneath. If players do not correctly make a match, you will be able to simply drop it back down into place until it is chosen again.

Play Instructions:

Player one calls out two cards. If you have printed them on different colored paper, you can arrange them in four columns to make it easier to decipher which cards they are asking for. For example, column one may be all yellow, column two all red, and so on. Students could then select cards in the following manner: “Row three, red and Row four, yellow”. Alternatively, you can randomly number the back of each card or label each column with a letter and each row with a number.


Lift the two concentration cards that the player called out. Determine if they have correctly chosen a match:

If they have chosen a correct match, remove those two concentration cards to reveal two portions of the pictogram that lie beneath. Allow player the chance to solve the pictogram.

If they have not chosen a correct match, drop the concentration cards back down and move on to the next player.

Repeat until someone correctly solves the entire pictogram. It is helpful to state ahead of time that if any mistake is made whatsoever while attempting to solve the pictogram, the player will be stopped and play will move on to the next student. Setting a time limit of 15 seconds for each attempt is also recommended. Continue moving from player to player until someone correctly solves the entire pictogram. Usually this does not happen until all of the concentration cards are removed from the mural and the entire pictogram is revealed.


D+ -T



URS +




T+ -R



UR



- WALK




+ O



- MAS -





Pictogram Solution:

D+  -T
(Deny)

URS +
(yourself)




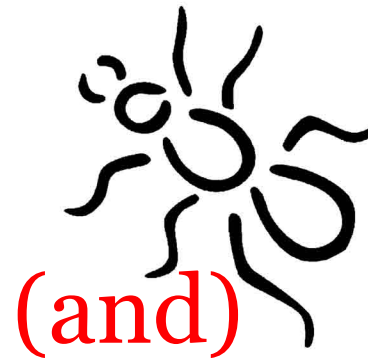
T+  -R
(take)



(up)

UR
(your)

 - WALK
(cross)



(and)



(fol-

+ O
low)



- MAS -
(Christ)



Concentration Cards - Answer Sheet

Pontius Pilate – Gave Jesus several chances to defend himself

Simon (not Simon Peter) – Forced to carry Christ's cross

Barabbas – Released instead of Christ

Thief – Crucified next to Christ

Chief Priests – Paid Judas thirty silver coins

Judas – Betrayed Christ with a kiss


Soldiers – Divided up Christ's clothes among themselves

Peter – Denied Christ three times before the cock crowed

D


+





-T

URS



T


+



-


R








UR



-WALK







+ C

O





- MA

AS -



Pontius

Pilate

Gave Jesus
several chances
to defend
himself

Simon

(not Simon Peter)

Was forced to
carry Christ's
Cross

Barabbas

Released
instead of
Christ

Thief

Crucified
next to Christ

Chief Priests

Paid Judas
thirty silver
coins

Judas

Betrayed
Christ with a
kiss

Soldiers

Divided up
Christ's clothes
among themselves

Peter

Denied Christ
three times
before the cock
crowed